

# Curiosity crag

Version 2 - May 2006

Edited by Jill Gara

<jillgara@optushome.com.au>

Curiosity Crag is situated in a shady amphitheatre next to Slander Gully with an excellent range of climbs, especially in the grades 18-25. The crag is very well sheltered from the sun and wind making climbing possible on the steeper south facing orange wall (Curiosity Wall) and on the overhanging sports routes (Tarzan Wall) in almost all weather conditions. Access is very easy and while the atmosphere is relaxing, the climbing should get your pulse pumping. The first routes recorded in the amphitheatre were Night Owl Theatre (14!!), climbed by Peter Treby in 1985, and Deadly Earnest (17) by Gary Lyons in 1993. Since 2003 over 25 new routes have been developed. The long routes up Curiosity Wall are reminiscent of the Blue Mountains, with some of the best sustained face climbing in the Grampians. Most climbs are mixed routes – containing both bolts (stainless steel) and natural gear.

Steve Chapman April'06

## Access (see map p.5)

Follow the Waterworks Track, which runs off the Glenelg River Road for 4.4km from the start; then take the steep, 4WD track sharply on the right for 100 metres; a double cairn marks the walking track on the left, heading uphill 200m to the crag. If the Waterworks Track is open, walking time is only a few minutes.

If the Waterworks Track is closed; park at the gated track 700m north of No.1 Creek on Harrop Track. Walk up 600m to the Waterworks Track, turn left and follow it for 1.2km to the 4WD track, around 20-30 minutes walk.

Rob Booth FA The Extension Lead 18\* April'06 >

photo Ross Timms





## CLIMBS AT CURIOSITY

### 1. Big Nose 12m 18

Start at the nose at left end of left wall of grotto, (where the descent track meets the wall). Committing moves up thin crack, move right and up overhang for 5m, veer left with easier climbing to the top. Continuing straight up makes for a more sustained finish. Rob Booth, Jill Gara, Ross Timms. April '03

### 2. Sticky Beak 12m 17

Climb past loose block up shallow crack. Start in middle of 2nd small tor down from Bug Powder Dust. Jill Gara, Micheal O'Reilly, Tuesday Phelan March '03

## LOWER CURIOSITY WALL

### 3. Bug Powder Dust 27m 18\*

Starts just left of grey arête. Follow 2 BR to ledge (possible belay). Straight up past another bolt for 6m then step right to finish up juggy arête. Anchors to descend to the right on top of The Extension Lead. Jill Gara, Micheal O'Reilly, Robin Holmes Feb. '03

### 4. The Generator Route 12m 22\* *sports route*

Starts 6m right of Bug Powder Dust on the ground, 3 bolts to ledge and DBB. Rob Booth, Steve Chapman May '03

### 5. Screaming Trees 25m 26\*\*

Up past 2 FH's and wires to horizontal break. Arrange gear then right up to 3rd FH. Thin moves over bulge brings some relief and good pro in seam. More hard moves over small roof to buckets. Traverse left to belay. Steve Chapman and Steven Wilson Oct. '03



Steve Chapman, The Generator 22\* May '03  
photo Rob Booth

### Variant of Screaming Trees 12m 21\*

First part of Screaming Trees past 2 FH and wires to horizontal break, traverse left to the anchors on The Generator.

*The next 3 climbs start at the ledge at half height of Bug Powder Dust. There are belay anchors on the ledge on top of The Generator and access is from the descent track. There are belay anchors on top of The Extension Lead.*

### 6. The Extension Lead 12m 18\* *sports route*

Starts on halfway ledge 2m right of Bug Powder. Clip the carot on Bug Powder Dust and follow the 3FHs up right on the arête. (25m rap) Rob Booth, Ross Timms March '06

### 7. "I'm Black and I'm Proud" 15m 20

Variant finish to Bug Powder Dust. Start as for 2nd pitch of Bug Powder Dust. Climb the left side of the pale central streak directly through top bulge. Swing right to top out. Blackness courtesy of the previous week's Vicparks "controlled burn". Will Monks, Nic Cotton, Cameron Barrett, Micheal O'Reilly Oct. '03

### 8. Bird's Nest Soup 10m 16


Start 5m left of bolt on Bug Powder Dust ledge. Straight up block on rounded jugs left of the arête. Tricky move at the end to gain ledge. Easily accessed from descent gully. Tuesday Phelan, Jill Gara. Jan 03

### 9. Night Owl Theatre 30m 18\*\*

(This is an edited version of the original description) Hal Todd would be proud of this. The Del Monte of climbing. The original route on the cliff. (1) 30m Start up the line which splits the wall. At the overhang, traverse right and finish up the right hand crack. Peter Treby, Andrew Webb, Neil Barr. 10.06.85. *Some loose rock. Take twin ropes or long slings, could be done in 2 pitches, with a belay at end of traverse.*

### 10. Deadly Earnest 35m 17

A scary girdle traverse on friable rock. 1) 10m Up sandy cleft R of Night Owl Theatre with no runners. 2) 25m (crux) Step across left, around arete, gingerly down and continue left to welcome ledge. Gary Lyons, Gordon Bedford, Nick Tapp 31.01.93





## CURIOSITY WALL

### 11. Careful With That Axe, Liam 30m 23\*\*\*

Sustained face climbing. Starts 5m right of Night Owl Theatre. Directly up the wall past 6FHs. Medium wires and cams protect the shallow grey corner heading right to last FH. Launch up left on jugs. Steve Chapman, Robin Holmes. Feb'03

### 12. Cat Power 36m 24\*\*\*

A clever link up that takes in the best parts of two great routes. A single rope will suffice if you take a few 60cm draws. Start up Careful With That Axe to 4th FH. Traverse right 5m past FH to join Curiosity. Continue up past 2 more FH's to break. Back L for 2m then finish up past FH as for Curiosity. Medium cams protect the grey bulges. Endurance climbing on great rock. Michael O'Reilly, Steve Chapman March'06.

### 13. Curiosity Killed The Black Feral Cat 30m 25\*\*

Starts 5m right of Careful With That Axe. Take medium cams. The crux can be solved left or right of the 2nd FH. Sustained climbing past 3 more FH's to horizontal break. Move 2m left and up over grey bulge on crimps. Head diagonally right to final FH and the happy jugs. Steve Chapman, Brian Gray. May'03

### 14. Catatonia 32m 23\*

Starts 8m right of Curiosity on the black streak. Up to 2nd FH taking heed of the flexible block on the left. Head left then back right above 2nd FH to gain a rest in the grey corner. Swing around right of the arête to FH and up to the long blunt grey arête above. Climbing is often just left of the arête with adequate gear on the arête proper. Steve Chapman, Jill Gara. March'06

### 15. The Lynx Effect 30m 23\*\*

Starts in the chasm 15m right of Curiosity Killed The Black Feral Cat. Up the steep fracture for 8m and finger traverse leftwards 3m to rest on the grey arête (belay possible to eliminate drag). Absorbing climbing directly up the arête to the highest point on the buttress. Double up on small wires, a few small cams are handy, despite appearances protection is good. Steve Chapman, Micheal O'Reilly, Jill Gara. July'03

### 16. Cat Scratch Fever 30m 23\*

Follow Lynx Effect for 8m to where it traverses left. Arrange gear and launch straight up on crimps. Watch your back on the wall behind if you fall. Continue directly up grey wall. Steve Chapman, Robin Holmes Sept.'03

### 17. A Bridge Too Far 18m 17

Starts 5m right of Cat Scratch Fever at end of chasm. Bridge up using crack for protection and traverse right at the top of the big chockstone. Stretch your calves before you start. Steve Chapman, Robin Holmes Oct.'03


## BLACK SLAB (back wall)

### 1. Separation Anxiety 15m 20

Runs up centre of the wall at the top of the grotto through the orange overhang. Up edges on slab to stance below overhang, veer left then up to anchor. Rob Booth, Jill Gara. 19.04.03

### 2. Ab Slab 15m 23\* *sports route*

Follow line of rings on slab to the right of Separation Anxiety. Brendon and Chris Abernethy Feb.'04





## MOONLIGHT WALL

### 1. Valentine's Day Massacre 25m 22

(An entrant for the worst of the worst route) Crappy line, dodgy rock, ground fall potential, its all here. Starts left of corner on the track before Paler Shade of White just past the big log. (1) 17m 22 Unprotected hardish moves on dodgy holds lead to jugs at overhang where the gear is not good and the moss begins. Continue to belay at big ledge. Smell the roses. (2) 8m 21 Continue up left side of orange wall via a most awkward slopey mantle off the deck. Steve Chapman, Jill Gara alternate leads 14.02.04

### 2. A Paler Shade of White 22m 21

Bold climbing leftwards along the rising traverse, starts at the weakness 6m left of Traditional Arrangement. Double ropes are useful. A small wire can be found, low down, two thirds along the traverse. Continue up the easy arête to finish at the large ledge. Climb off around to the left or right to Moonlight Wall. Michael O'Reilly, Jill Gara, Robin Holmes. March'03

### 3. Traditional Arrangement 13m 18

Follow the right leaning hand/fist crack starting in the middle of the wall at ground level. Harder than it looks. Finishes on the large ledge at half height. Michael O'Reilly, Jill Gara, Robin Holmes. Feb.'03

*The following routes start on the ledge at half height. They can be reached by climbing Traditional Arrangement or the start of Tarzan's Swing. Rap anchors on top of Gerni. (See topo)*

### 4. Gerni To The Centre Of The Earth 12m 22

Will clean up with traffic. Starts on the ledge at FA 2m left of Controlled Burn. Up to shallow corner to rap anchor. Steve Chapman, Rob Booth 15.04.06

### 5. Controlled Burn 14m 22\*

Starts below bolt in the middle of face, climb left past bolt then right to gear placement. Committing climbing to top on slopey bulges. Take small cams and wires. Robin Holmes, Steve Chapman. Oct.'03

### 6. Moonlight Mile 11m 20\*

Starts approx. 2/3m right of bolt on Controlled Burn, and 4m left of the right arête. Climb directly up the wall, to the left end of the small ledge at half height. Follow the short corner/ flake and exciting wall above. Michael O'Reilly, Jill Gara. March'03

### 7. Emotional Rescue 13m 22\*

Starts as for Moonlight Mile. Climb upwards diagonally right to the right end of the small ledge at half height. Follow the horizontal breaks to the small overlap/rooflet near the right arête. Committing moves directly up the wall above (crux). Michael O'Reilly, Jill Gara. March'03

## TARZAN WALL

### 1. Tarzan's Swing 16m 22\*\* sports route


Starts below bolt 3m right of arête. Follow grey wall and arête past ring bolts to lower off. Robin Holmes, Steve Chapman. March 03

### 2. Densei 15m 24\*\* sports route

Right side of scoops, 4m right of Tarzan Swing. 6 RB's to DRB lower off. Ramon Francis, Philip Bogenschütz & Brendon Abernethy 26.10.03

### 3. The Organiser 12m 25\* sports route

15m R of Tarzan Swing are scoops, left side of these. 5 RB's to DRB lower off. Brendon Abernethy 26.10.03



Above > Steve Chapman, A Paler Shade Of White 21 Oct'04  
Robin Homes FA Tarzan's Swing 22 \*\*  
March'03 photos Jill Gara

## CLIMBS AT CURIOSITY CRAG

1. Big Nose 13m 18
2. Sticky Beak 12m 17

### Lower Curiosity Wall

3. Bug Powder Dust 27m 18\*
4. The Generator Route 12m 22\* **sport**
5. Screaming Trees 26\*\*
6. The Extension Lead 14m 18\* **sport**
7. I'm Black and I'm Proud 15m 20
8. Birds Nest Soup 10m 14
9. Night Owl Theater 30m 18\*\*
10. Deadly Earnest 35m 17

### Curiosity Wall

11. Careful With That Axe, Liam 30m 23\*\*\*
12. Cat Power 36m 24\*\*\*
13. Curiosity Killed The Black Feral Cat 30m 25\*\*
14. Catatonia 32m 23\*
15. The Lynx Effect 30m 23\*\*
16. Cat Scratch Fever 30m 23\*
17. A Bridge Too Far 18m 17

### Black Slab

1. Separation Anxiety 15m 20
2. Ab Slab 15m 23\* **sport**

### Moonlight Wall

1. Valentine's Day Massacre 25m 22
2. A Paler Shade Of White 22m 21
3. Traditional Arrangement 13m 18
4. Gerni To The Centre Of The Earth 12m 22
5. Contolled Burn 14m 22\*
6. Moonlight Mile 11m 20\*
7. Emotional Rescue 12m 22\*

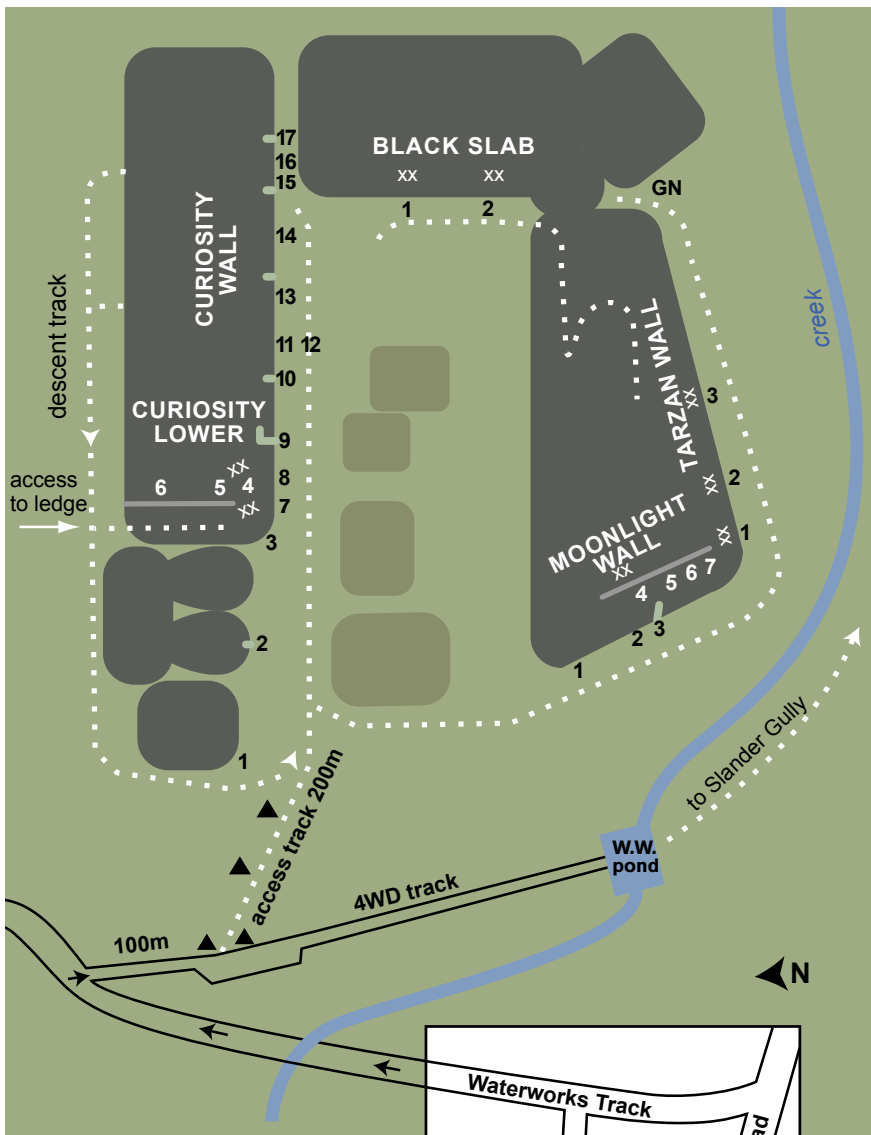
### Tarzan Wall

1. Tarzan's Swing 16m 22\*\* **sport**
2. Densei 15m 24\*\* **sport**
3. The Organiser 12m 25\* **sport**

GN Grease Nipples 20 (Mentz Tempest Guide)

xx double rings to lower off / anchors

▲ cairns



Please note this map is not drawn to scale



Above > Michael O'Reilly FA Cat Power 24\*\*\* April'06  
Ross Timms, Densei 24\*\* April'04  
photos Jill Gara